

Info ChemDraw

Download and installation of ChemDraw

1.

Go to the following web-side:

<https://connect.revivitysignals.com/sitesubscription/Register.aspx?FlexeraAccountId=243823>

Fill in your relevant information and use your e-mail address which should be one of the domains:

- @chem.au.dk
- @inano.au.dk
- @stud.au.dk
- @agro.au.dk
- @eng.au.dk
- @ase.au.dk



ChemDraw/ChemOffice Subscription Gallery > User Registration

Welcome to User Registration

Existing User? [Click here to Login](#)

New User?

Get started with the following details:

First name*
Last Name*
Address 1*
Address 2
City*
Zip/Postal Code*
Denmark <input type="checkbox"/>
Not US or Canada <input type="checkbox"/>
Email Address*
Account ID*: 243823

Some other details are required (name, address, etc.), just use your current information. It is only for managing the registration and for later queries, nothing will be published.

When you have completed the registration, you will receive a message that an email has been sent.

If this email does not arrive (it may take some time before it arrives), first check the your spam folder (junk mail) if something was sorted there.

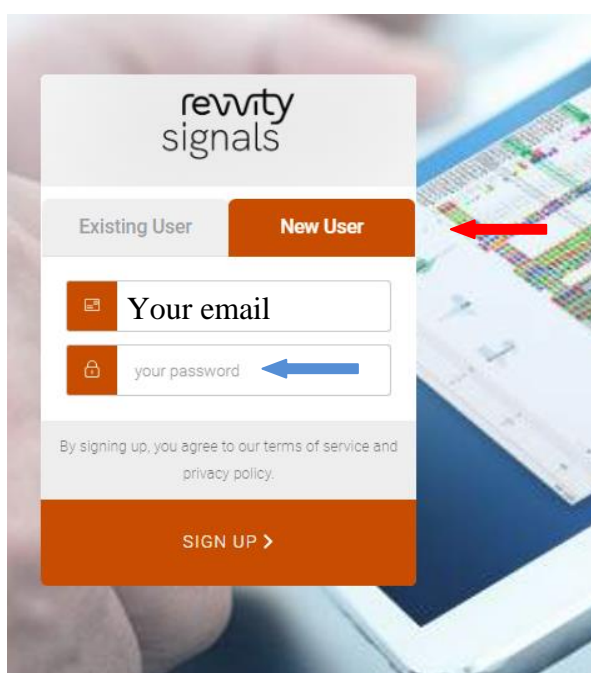
If not, you can contact Thomas (breitenbach@chem.au.dk) at the Department of Chemistry for any help.

2.

Then open the email from the Revvity download center. Here is indicated your login and then press the link to the download center (e.g. 'create account').

3.

When you open the link, go to 'New User', then fill in the email and set a password.

A screenshot of a web browser showing the Revvity Signals user registration page. The page has a white background with a grey header containing the 'revvity signals' logo. Below the logo are two tabs: 'Existing User' and 'New User'. The 'New User' tab is selected and highlighted in orange. Below the tabs are two input fields: 'Your email' with an envelope icon and 'your password' with a lock icon. A blue arrow points to the password field. Below these fields is a line of text: 'By signing up, you agree to our terms of service and privacy policy.' At the bottom is an orange button with the text 'SIGN UP >'. A red arrow points to the 'New User' tab, and a blue arrow points to the password field.

This will take you to the home page.

4.

Here's a screen shot from the Revvity page: 'List Entitlements'



If 'List Entitlements' does not appear, simply click on the first link at the left menu:

Click on "Download Now" at the end of the first item ('ORD62348 ChemOffice+ Cloud Standards...', blue circle in the picture below).

Page 1 of 1

Entitlement ID	Product
ORD62348	ChemOffice+ Cloud Standard/Signals Notebook Bundle. Subscription, includes Suppo..
ORD31134SL	ChemOffice+ Cloud. Site Subscription, includes Support and Maintenance. (Include..
Site License Update DSK V17 - 168-DSK 18 Update	ChemOffice+ Cloud. Named User Site Subscription, includes Support and Maintenanc..

On this next page, it is important that you note/copy the 16-character activation code indicated under 'Product Activation Code':

Download Order

To activate on a computer that is offline, see:
[Offline Device Management](#)



Product Activation Code: D8E

Product: ChemOffice Cloud Standard/Signals Notebook Bundle. Subscription, includes Suppo..

New Versions	
Previous Versions	
Version	Download Package
22.2	ChemOffice + Cloud Standard SNB Standard Bundle
Quick Start Guide – Open Me First (ChemOffice+ Cloud Standard) R1	

Click afterwards on "ChemOffice + Clouds Standard..." (with the red arrow), and you will get to

the download side for the installation files:

Files					12 File(s)	
	File Description	File Size	File Added	File Name		
+	PC Windows Installer for ChemOffice+ Cloud Standard v22.2	684.66MB	Feb 22, 2023	cos22.2.0.exe		
+	Mac OSX Installer for ChemDraw Professional v22.2	196.6MB	Feb 22, 2023	cd22.2.0.dmg		
+	ChemDraw ChemOffice 22 Tips & Tricks	49.32MB	Nov 11, 2022	CD 22 Release Tips & Tricks.zip		
+	ChemOffice/ChemDraw Product Activation User Guide v22.2	1.17MB	Feb 22, 2023	Product Activation User Guide.pdf		
+	ChemOffice/ChemDraw Product Activation User Guide Japanese v22	900.1KB	Mar 27, 2023	Product Activation User Guide_JA.pdf		
+	ChemOffice/ChemDraw Product User Guide v22.2	17.4MB	Feb 22, 2023	ChemDraw 22.2 Product User Guides.zip		
+	ChemOffice/ChemDraw Product User Guide Japanese v22	10.37MB	Mar 10, 2023	ChemDraw v22 User Guide Japanese.pdf		
+	ChemOffice/ChemDraw Release Notes v22.2	388.19KB	Feb 22, 2023	ChemOffice v22.2 Release Notes.pdf		
+	ChemOffice/ChemDraw Hardware/Software Guide v22.2	225.7KB	Feb 22, 2023	DT-22.2 Hardware Software Guide.pdf		
+	Mnova ChemDraw Edition WIN	161.05MB	Nov 11, 2022	MestReNova-LITE-CDE-12.0.1-20212.msi		
+	Mnova ChemDraw Edition MAC	86.93MB	Nov 11, 2022	MestReNova-LITECDE-12.0.1-20212.dmg		
+	Mnova Lite CDE User Manual	6.04MB	Aug 05, 2021	MestReNova-Lite CDE_Manual.pdf		

Here are some possibilities:

- cos22.2.0.exe Windows installation file (.exe, blue arrow)
- cd22.2.0.dmg Mac installation file (green arrow)
- some help-files for the installation
- the help files are only a bit helpful
- MesRestNova user: see later

Download the files and start the installation.

5. Installation

During the installation process, various windows will pop up. Most have just to be approved and by default there is no selection or modification necessary.

But during the process does this window emerge:

(left: Windows, right: Apple/ Mac).

Three important points:

- **You must insert the same address as registration (page 1)!**
- You must use your activation code that you have copied or written down (see step 4.).
- You will use 'Activate or deactivate online'

Software activation:

*Name:

Organization:

*Email:

*Activation code: XXXX-XXXX-XXXX-XXXX ChemOffice Professional

☒ Activate or deactivate online

☐ Activate or deactivate by uploading a file

☐ Trial (10 free launches left)

Troubleshooting
For help, contact us at <http://informatics.perkinelmer.com/Support/Contact/> or call 1-800-762-4000 (US toll free) or 1-203-925-4602 (International).

Your host ID is: 00505681FAC5

You must activate ChemDraw to continue:

Name:

Organization:

Email:

Activation code: XXXX-XXXX-XXXX-XXXX

☒ Activate or deactivate online

☐ Activate or deactivate by uploading a file

☐ Trial (10 free launches left)

Troubleshooting
For help, contact us at <http://informatics.perkinelmer.com/Support/Contact/> or call 1-800-762-4000 (US toll free) or 1-203-925-4602 (International).

Your host ID is FVFFV3NAQ05N.